


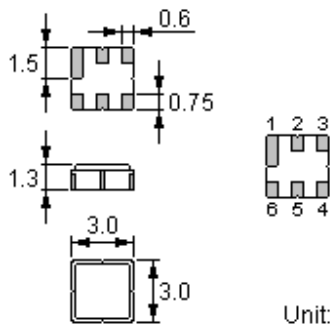
Features

- Low-loss RF filter for mobile systems
- Low amplitude ripple
- No matching network required for operation at 50Ω
- Ceramic package for **Surface Mounted Technology (SMT)**
- Lead-free production and **RoHS** compliant



Package Dimensions

Ceramic Package: **DCC6C**



Unit: mm

Pin Configuration

2	Input
5	Output
1, 3, 4, 6	Ground

<p>Marking</p>	Top View, Laser Marking			
	"ND":	Manufacturer's mark	"F":	SAW filter
	"8096":	Part number	" . ":	Terminal 1
	"*":	Lot number (The code shown below varies in a 4-year cycle)		

Maximum Ratings

Rating		Value	Unit
Input Power Level	P	20	dBm
DC Voltage	V_{DC}	12	V
Operating Temperature Range	T_A	-40 ~ +85	°C
Storage Temperature Range	T_{stg}	-40 ~ +85	°C

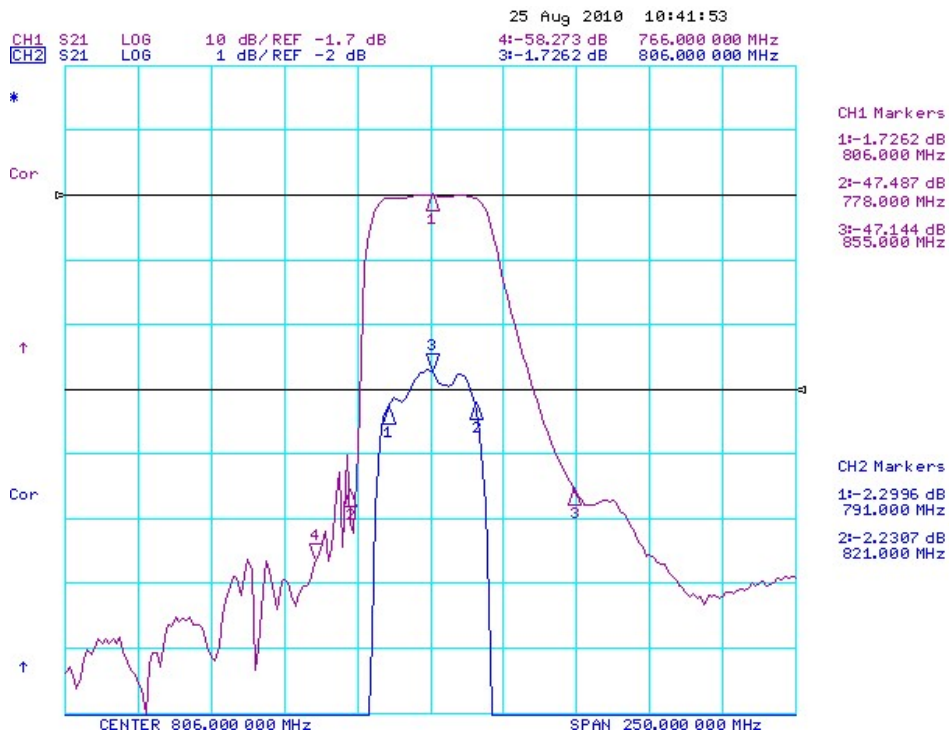
Electrical Characteristics

Parameter		Unit	Minimum	Typical	Maximum
Center frequency		MHz		806	
Insertion Loss (791~821MHz)		dB		2.0	3.0
Amplitude Variation(791~821MHz)		dB		0.6	1.5
Group delay Variation(791~821MHz)		ns		30	60
Absolute Attenuation	0~692MHz	dB	55	60	
	692~757MHz	dB	40	45	
	757~775MHz	dB	30	35	
	860~960MHz	dB	38	42	
	1475~2000MHz	dB	30	35	
	2000~3000MHz	dB	20	25	
Input/Output Return Loss(791~821MHz)		dB	10	14	
RF Power		dBm			+20
Input/Output Impedance		ohm		50	

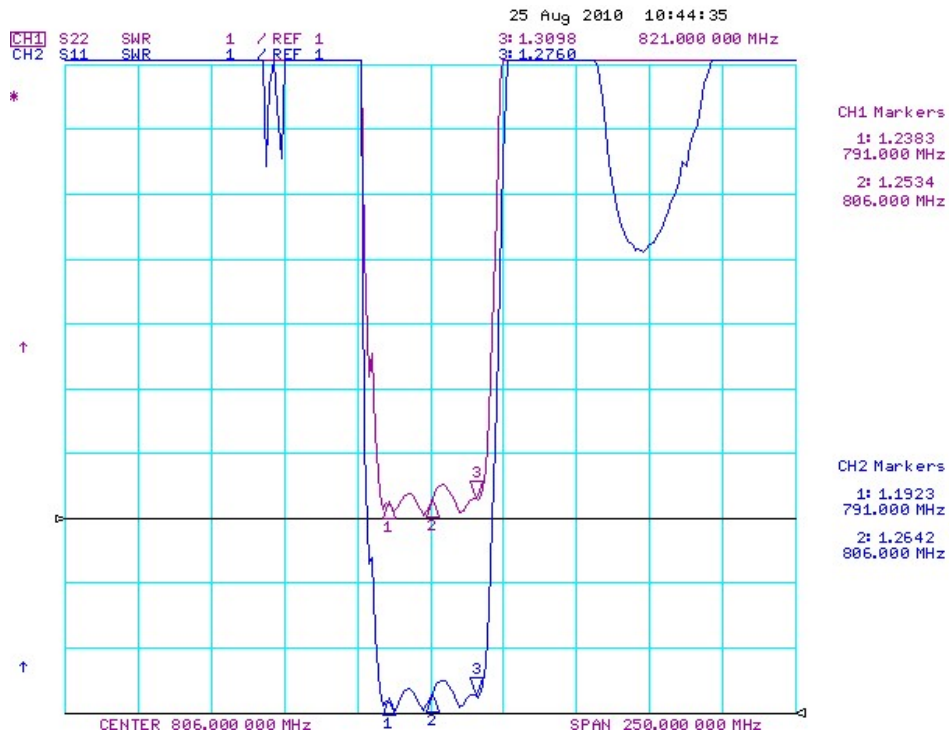
 RoHS Compliant

 Electrostatic Sensitive Device

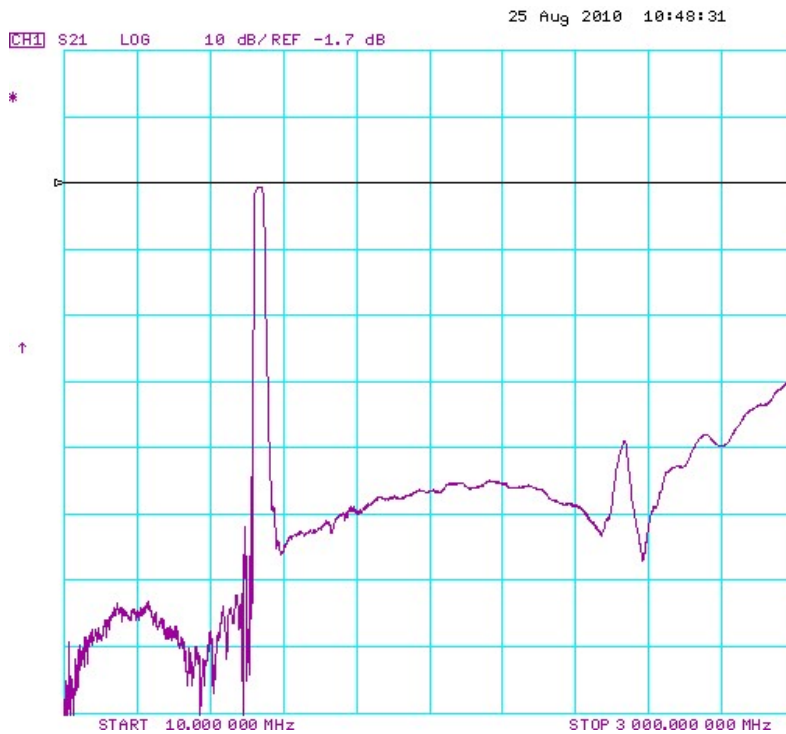
Typical Frequency Response



VSWR



10MHz~3GHz Frequency Response



Stability Characteristics

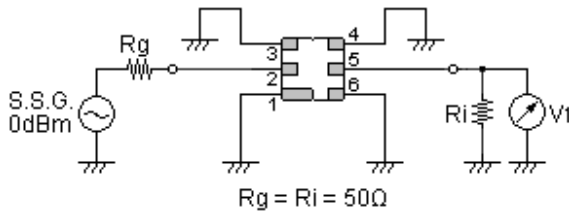
	Test item	Condition of test
1	Mechanical shock	(a) Drops: 3 times on concrete floor (b) Height: 1.0 m
2	Vibration resistance	(a) Frequency of vibration: 10~55Hz (c) Directions: X,Y and Z (b) Amplitude: 1.5 mm (d) Duration: 2 hours
3	Moisture resistance	(a) Condition: 40°C, 90~95% R.H. (c) Wait 4 hours before measurement (b) Duration: 96 hours
4	Climatic sequence	(a) +70°C for 16 hours (c) -25°C for 2 hours (e) Wait 4 hours before measurement (b) +55°C for 24 hours, 90~95% R.H. (d) +40°C for 24 hours, 90~95% R.H.
5	High temperature exposure	(a) Temperature: 70°C (c) Wait 4 hours before measurement (b) Duration: 250 hours
6	Thermal impact	(a) +70°C for 30 minutes ⇒ -25°C for 30 minutes repeated 3 times (b) Wait 4 hours before measurement

Requirements: The SAW filter shall remain within the electrical specifications after tests.

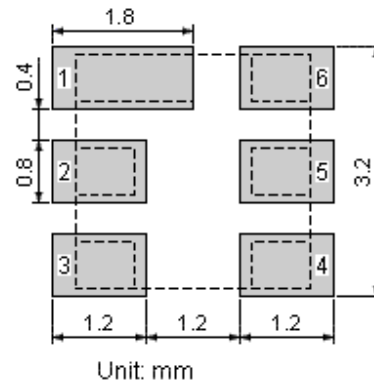
Remarks

- SAW devices should not be used in any type of fluid such as water, oil, organic solvent, etc.
- Be certain not to apply voltage exceeding the rated voltage of components.
- Do not operate outside the recommended operating temperature range of components.
- Sudden change of temperature shall be avoided, deterioration of the characteristics can occur.
- Be careful of soldering temperature and duration of components when soldering.
- Do not place soldering iron on the body of components.
- Be careful not to subject the terminals or leads of components to excessive force.
- SAW devices are electrostatic sensitive. Please avoid static voltage during operation and storage.
- Ultrasonic cleaning shall be avoided. Ultrasonic vibration may cause destruction of components.

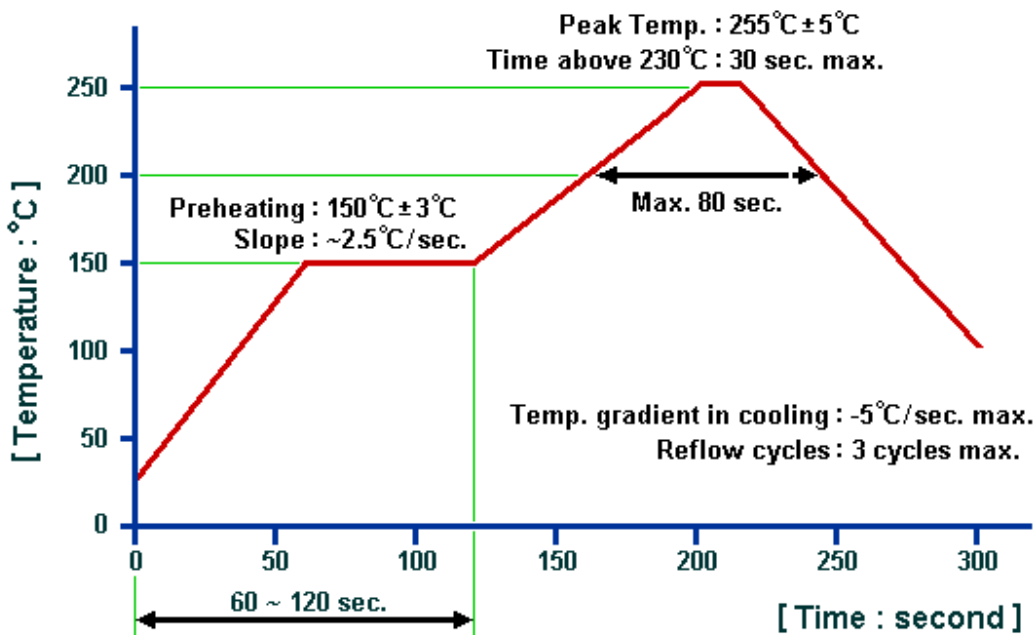
Test Circuit



Recommended Land Pattern

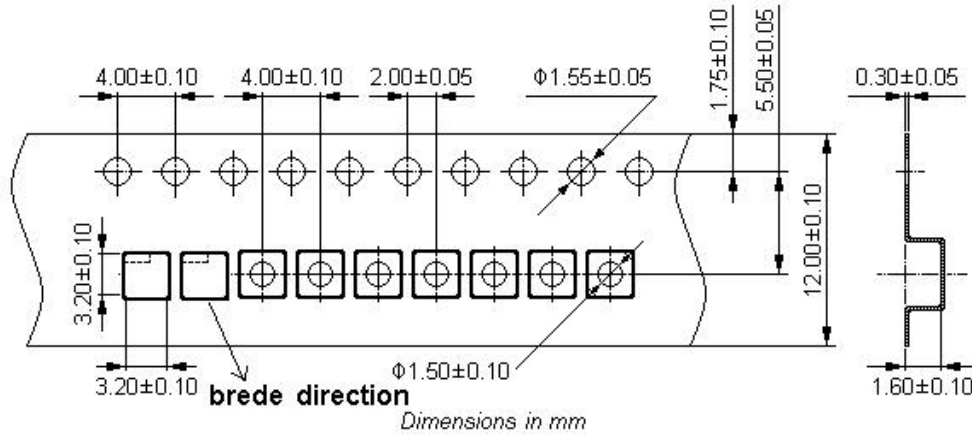


Recommended Soldering Profile

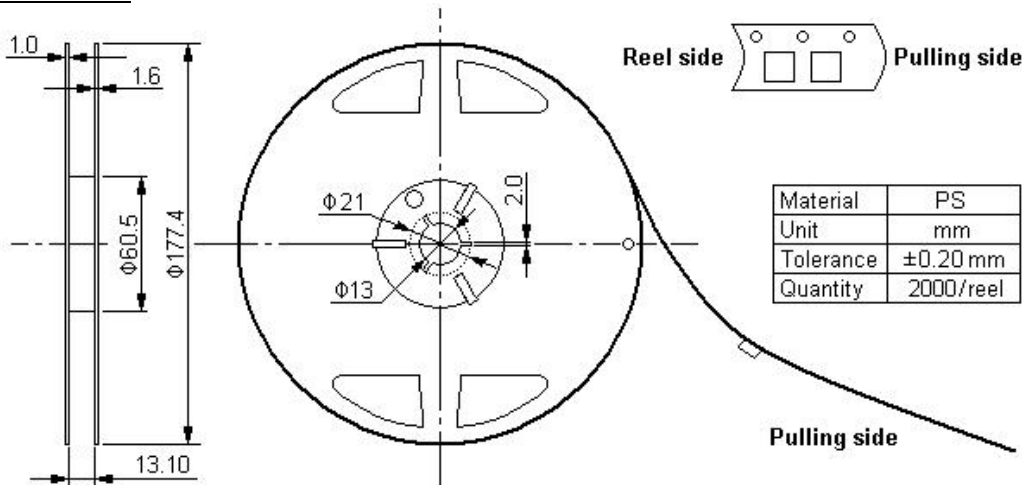


Packing Information

Carrier Tape



Reel Dimensions



Outer Packing

Type	Quantity	Dimension	Description	Weight
Carton Box I	10000	190×190×95	anti-static plastic bag & carton box 1 reel / bag	0.85
Carton Box II	20000	190×190×190	5 bags / box (10000 pcs) 10 bags / box (20000 pcs)	1.80

Unit: mm

Unit: kg

© NEDI 2010. All Rights Reserved.

1. The specifications of this device are subject to change or obsolescence without notice.
2. Typically, equipment utilizing this device requires emissions testing and government approval, which is the responsibility of the equipment manufacturer.
3. Our liability is only assumed for the Surface Acoustic Wave (SAW) component(s) per se, not for applications, processes and circuits implemented within components or assemblies.
4. For questions on technology, prices and delivery, please contact our sales offices or e-mail winnsky@winnsky.com