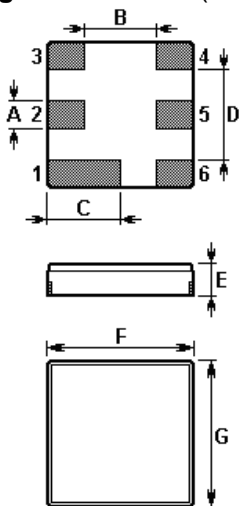


The **NDF9085** is a low-loss, compact, and economical surface-acoustic-wave (SAW) RF filter in a surface-mount ceramic **DCC6C** case with center frequency **919.000** MHz.

1. Package Dimensions (DCC6C)



Pin	Configuration
2	Input / Output
5	Output / Input
1, 3, 4, 6	Case Ground

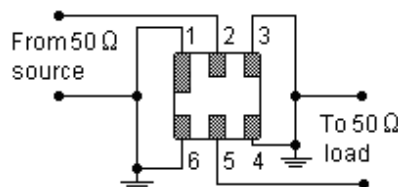
Sign	Data (unit: mm)	Sign	Data (unit: mm)
A	0.6	E	1.1
B	1.5	F	3.0
C	1.5	G	3.0
D	1.8		

2. Marking

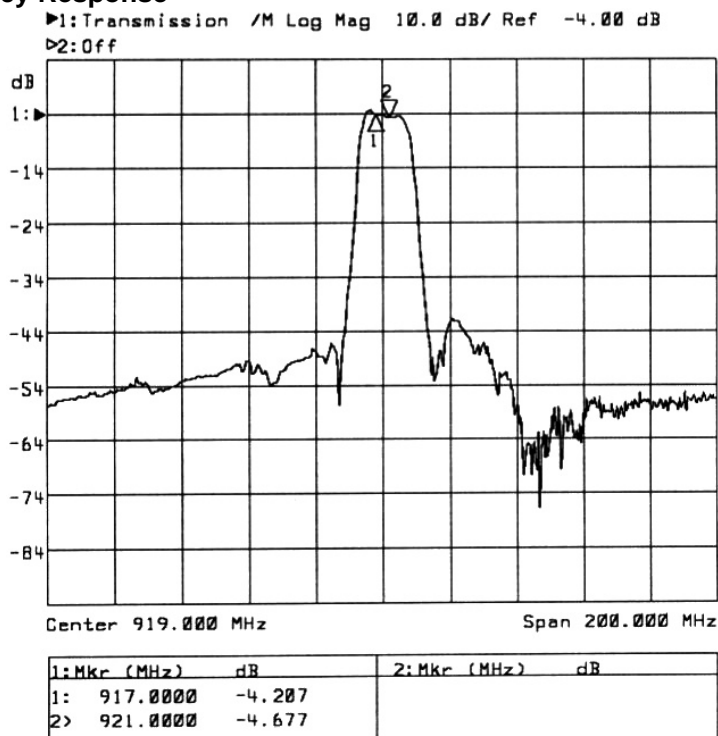


Laser Marking

3. Test Circuit



4. Typical Frequency Response



5. Performance

5-1. Maximum Ratings

Rating	Value	Unit
Input Power Level	10	dBm
DC Voltage	12	V
Storage Temperature Range	-40 to +85	°C
Operating Temperature Range	-10 to +65	°C

5-2. Electronic Characteristics

Characteristic	Min.	Typ.	Max.	Unit
Center Frequency f_c		919.000		MHz
Insertion Loss IL 917.00 MHz 921.00 MHz	--	4.5	5.5	dB
3dB Bandwidth BW_3		13.5		MHz
Passband Ripple $\Delta\alpha$ 917.00 MHz 921.00 MHz	--	--	1.5	dB
Absolute Attenuation α 819.00 MHz 905.00 MHz 962.00 MHz 1019.0 MHz	35 45	45 55	-- --	dB
Input / Output Impedance	50			Ω

ⓘ CAUTION: Electrostatic Sensitive Device. Observe precautions for handling!

© NEDI 2003. All Rights Reserved.

1. The frequency f_c is defined as the midpoint between the 3dB frequencies.
2. Unless noted otherwise, all measurements are made with the filter installed in the specified test fixture that is connected to a 50 Ω test system with VSWR \leq 1.2:1. The test fixture L and C are adjusted for minimum insertion loss at the filter center frequency, f_c . Note that insertion loss, bandwidth, and passband shape are dependent on the impedance matching component values and quality.
3. Unless noted otherwise, specifications apply over the entire specified operating temperature range.
4. The specifications of this device are based on the test circuit shown above and subject to change or obsolescence without notice.
5. All equipment designs utilizing this product must be approved by the appropriate government agency prior to manufacture or sale.
6. Our liability is only assumed for the Surface Acoustic Wave (SAW) component(s) per se, not for applications, processes and circuits implemented within components or assemblies.
7. For questions on technology, prices and delivery, please contact our sales offices or e-mail winnsky@winnsky.com